

CUMMINS POWER WHEREVER YOU NEED IT

International Power
Generation Products

**RELIABLE SYSTEMS.
DEPENDABLE PEOPLE.
LOCAL SERVICE.**



ALWAYS ON



STAY ALWAYS ON WITH CUMMINS

We all depend on electricity, whether it's at work or home. When power outages occur they can have serious consequences.

Almost no business or public space can operate without power. Downtime is expensive and potentially life-threatening. Most heating systems, including those that use oil and natural gas, now depend on electricity to work. In addition, some people require medical equipment requiring electricity.

Reliable standby and prime power systems can benefit both your home and your business. Not only do these systems protect you from the serious consequences of losing power, but they can also pay for themselves in as little as one outage.

CUMMINS OFFERS A COMPLETE LINE OF PRIME AND STANDBY POWER SOLUTIONS FOR HOMES AND BUSINESSES, SUCH AS:

- Agricultural enterprises
- Banks
- Convenience stores
- Gas stations
- Homes and apartment complexes
- Hospitals and medical/dental clinics
- Hotels and motels
- Light industries
- Public buildings
- Retail stores
- Restaurants
- Shopping malls
- Small office buildings
- Data Centers

WE'RE A TOTAL SOLUTIONS PROVIDER

As global leaders in power generation we have decades of experience in dealing with your power needs whether it be continuous, prime, peaking, standby, cogeneration or a complete turnkey power plant.

Cummins is a world leader in the design and manufacturing of pre-integrated generator sets, ranging from 15 kVA to 3750 kVA. All major components – engine, alternator, transfer switches and control systems – are designed and manufactured by Cummins.


Our global network of 600 distributions and 7,600 dealer locations across 190 countries guarantees a face-to-face relationship whenever our products are operating, providing you with fast access to reliable service, engineering expertise and parts support.

QUALITY DRIVEN PRODUCTS

WE HAVE ALWAYS BEEN PASSIONATE ABOUT DELIVERING HIGH QUALITY, RELIABLE PRODUCTS.

Designing, producing, and delivering high quality and reliable products have always been an important commitment. To achieve this purpose, we utilize data-based tools to identify defects and variation across our manufacturing and business processes. These tools are used in every part of Cummins' business across the world, creating a common language to solve problems and develop new products.

It is what helps us identify the exact needs of our clients, allowing us to go the extra mile to provide the best possible solutions for your power requirements. This global practice ensures you will always receive the highest quality, consistent products, wherever you are in the world.





GLOBALLY ACCREDITED

We're constantly improving our products to stay at the cutting edge of power generation and meet the toughest codes and standards around the world:

2000/14/EC All enclosed products are designed to meet or exceed EU noise legislation 2000/14/EC step 2006.

ISO8528 Designed to comply with ISO8528 regulation.

 Designed in facilities certified to ISO9001 and manufactured in facilities certified to ISO9001 or ISO9002.

 Generator sets & controls listed to UL codes are available.

PROTOTYPE TEST SUPPORTED The Prototype Test Support (PTS) program verifies the performance integrity of the generator set design. Cummins products bearing the PTS symbol meet the prototype test requirements of NFPA 110 for Level 1 systems.



Available with CE certification.

AS 3000 AS/NZS 3000:2007 Electrical Installations
IEC International Electrotechnical Commission
NEMA National Electrical Manufacturers Association



All models are CSA certified to product class 4215-01

U.S. EPA

Engine certified to Stationary Emergency U.S. EPA New Source Performance Standards, 40 CFR 60 subpart IIII Tier 2 exhaust emission levels. U.S. applications must be applied per this EPA regulation.


International Building Code

Generator sets certified for seismic application in accordance with multiple International Building Code standards.

The list above is not exhaustive and codes may not be available for all model specifications, please consult with your local distributor or dealer for availability at locator.cummins.com

THE CUMMINS DIFFERENCE

- High quality engineering
- Reliability and durability
- Convenience and ease-of-use
- Industry-leading sound attenuation
- Leaders in emissions
- Superior fuel efficiency
- Integrated solutions from one provider
- Largest network of factory-trained service technicians in the industry
- Full range of features and accessories
- Low total cost of ownership over the life of the system
- Best power quality proven by independent testing of four leading residential standby generator brands





TECHNOLOGY LEADERSHIP IN POWER GENERATION





Cummins generators are powered by heavy duty Cummins engines, high performance and low reactance Cummins alternators, cooling systems to perform in high ambient temperatures and fully integrated microprocessor based control system to provide you the high quality electrical performance.

The Acoustical Testing Center (ATC) is located at the Cummins facility in Fridley, Minnesota, US. It is the largest engine and generator testing facility of its kind in the world. The total building is 23,000 square feet, of which 13,000 square feet is a Hemi-Anechoic test area that is fully capable of testing generator sets up to 3.3MW.

INTEGRATED POWER SYSTEMS



DISTRIBUTION BOARD AND
DIGITAL MASTER CONTROL




DIGITAL SOLUTIONS

SEAMLESSLY INCORPORATING A VARIETY OF ENERGY SOURCES

There's a reason that power systems from Cummins are deployed for vital applications at some of the biggest and best-known companies and institutions in the world.

Cummins innovative and comprehensive integrated power solutions go beyond generating power. Our integrated power systems enable seamless transfer of power sources and remote monitoring from wherever you are, ensuring your power is Always On.



GENERATOR SETS

TRANSFER SWITCHES

SOLUTIONS

REMOTE MONITORING THROUGH DIGITAL SOLUTIONS

POWERCOMMAND CLOUD™ MANAGE YOUR POWER SYSTEMS, GLOBALLY ANYWHERE. ANYTIME

In today's 'always on' modern world, Cummins PowerCommand Cloud™ is there to keep you in touch with real-time information about your power systems wherever you are, whenever you need it. Accessed via your work station, tablet or smart phone via a user-friendly interface, PowerCommand Cloud™ allows you to check your system status, identify faults and access critical notifications, reducing your operation and maintenance costs. PowerCommand Cloud™ is a fully integrated cloud-based system that brings together:

- 24/7 monitoring
- Multi-location management
- On-the-go access and visibility
- Real-time notifications
- Remote service and calibration
- Remote asset control



CONTROLLED BY POWERCOMMAND® ONLY FROM CUMMINS

POWERCOMMAND® CONTROLS PROVIDE RELIABLE, COST-EFFECTIVE SOLUTIONS TO CONTROL POWER GENERATION ASSETS.

OUR INDUSTRY-LEADING POWERCOMMAND CONTROLS ARE ONLY AVAILABLE ON CUMMINS GENERATOR SETS.

Feature / Functionality	PowerCommand 500 CLN	PowerCommand 550 CLN
Network Connectivity	LAN only	LAN only
Number of Devices Supported	Up to 2 devices (any combination)	Up to 12 devices (any combination)
Supported Device Types	Generator sets, transfer switches, CCM-T, CCM-G, Aux 101/102	Generator sets, transfer switches, CCM-T, CCM-G, Aux 101/102
Device I/Os	2 discrete inputs, 2 discrete outputs, 1 resistive input	2 discrete inputs, 2 discrete outputs, 1 resistive input
Expandable I/O Modules	AUX101: 8-configurable inputs / 8-discrete outputs AUX102: 4-non configurable discrete inputs / 8-discrete outputs	AUX101: 8-configurable inputs / 8-discrete outputs AUX102: 4-non configurable discrete inputs / 8-discrete outputs
Notifications	SMTP/Email, SNMP	SMTP/Email, SNMP
Connection to Supported Devices	Modbus RTU	Modbus RTU
Cloud-Based Data Logging	No	No
Certification/Compliance	cUL, FCC, ICES-003b	cUL, FCC, ICES-003b
Languages	English, Brazilian Portuguese, Chinese, French and Spanish	English, Brazilian Portuguese, Chinese, French and Spanish
Power Supply Connection	8-32 DC	8-32 DC
Warranty Period	12 months	12 months

SYSTEM RELIABILITY THROUGH SEAMLESS POWER TRANSFER



POWERCOMMAND® AUTOMATIC TRANSFER SWITCHES (ATS), CONDUCT POWER TRANSFER BETWEEN THE PRIMARY SOURCE AND BACK-UP SOURCE TO ENSURE POWER SUPPLY AND SYSTEM RELIABILITY.

PowerCommand® automatic transfer switches feature microprocessor based control technology for easy and reliable operation. The switch mechanism employs a robust, high contact-force design to withstand thousands of switching cycles. Applications include utility-to-generator set, utility-to-utility or generator-set-to-generator set. Plug connections, door-mounted controls, ample access space and complete terminal markings simplify access and service.

Our GTEC range of switches combine reliability and flexibility in a small, economical package. Powerful, economical AC solenoids operate GTEC transfer switches and a standard removable handle can be used to manually operate the switch after the power source has been properly disconnected. It is field-configurable for open or programmed transition, providing users with sync-check and backup options. The GTEC switches come with exercise and test modes, and can also be manually operated upon proper disconnection from its power sources.

- **MICROPROCESSOR CONTROL**

Fully-featured microprocessor control is standard with all settings and adjustments designed for easy operator use via the front display panel

- **FIELD CONFIGURABLE OPERATING MODES**

Open transition with programmed transition (adjustable 0-10 seconds); open transition with sync-check monitor and programmed-transition backup; exercise mode; and test mode

- **MANUAL OPERATION HANDLE (STANDARD)**

Allows manual operation of the switch to any of the three available positions (Source 1, Off, Source 2) after proper disconnection of power sources

- **SERVICE/ACCESS**

Door-mounted controls coupled with ample internal space and compatible terminal markings allow for easy service and access

- **CONSTRUCTION**

Available with complete indoor (IP32) or outdoor (IP54) enclosures or in kit form

- **ADVANCED TRANSFER SWITCH MECHANISM**

True transfer switch mechanism with break-before-make action

- **MECHANICAL INTERLOCKING**

Inherent in the GTEC switch design, preventing source to source connections through the power contacts

- **SOLENOID OPERATED SWITCH MECHANISM**

Powerful and economical operation. Does not need to be continuously energized to maintain a selected switch position

- **CONTINUOUSLY RATED**

Can be used in applications up to their nameplate rating

- **MAIN CONTACTS**

Long-life, high-pressure silver alloy contacts withstand thousands of switching cycles without burning, pitting or welding and provide 100% continuous current ratings

- **STANDARDS/CERTIFICATIONS**

Conforms to IEC EN60947-6-1:1999 transfer switch standard, EN60439-1:1999, EN60947-1:2004 CE Certified
Manufactured in ISO9001 certified facilities

*UL listed products are also available. For more information, contact your local distributor or dealer at locator.cummins.com

PARALLELING CONTROLS



MEETING ESSENTIAL NEEDS WITH INTENSE ENGINEERING

With smart, scalable and user-friendly Digital Master Control technology, Cummins has taken the complexity out of power system control and replaced it with a suite of stable, reliable and flexible products.

From the specification process and installation, to the operation and future expansion or modification of the system, Cummins ensures industry-leading technology, giving you the confidence needed for total power system control.

FEATURES & BENEFITS OF THE DIGITAL MASTER CONTROLS PRODUCT SERIES

BUILT-IN TOUCH SCREENS

- HMI panels in sizes 7", 15" and 19"
- High-resolution animated graphics
- Real-time trending data
- Date- and time-stamped alarms

ON-SITE ACCESS

- Service access with external programming ports

- Highly visible indication light for greater uptime, serviceability, and operator safety
- Four levels of access for maximized security: Technician, Manager, Operator & Guest

REMOTE ACCESS

- Backed by fail-safe cybersecurity
- Distributed logic design usage based on ring Ethernet – the fastest industrial communication protocol at 100 Mbps*
- Email and text notifications for faster maintenance response times and real-time performance update*

REPORTING

- Personalized reporting means you choose the sampling rate of the data captured*
- Data logging for access to historic performance summaries and maintenance report logs*
- Email/USB/Print functionality for all the alarms, trends and reports*

*Available in DMC6000 and DMC8000

DMC TECHNICAL SPECIFICATIONS

Model	Product Application	System Voltage	Colored Touch-Screen User Interface	Generators Supported	Loads Supported	Utilities Supported	Multiple System Configuration Topologies	Communication Protocol
Load Control Module (LCM0408)	Load Control	LV	7"	Up to 4	Up to 8	None	N/A	Modbus TCP/IP (Standard)
Load Control Module (LCM0612)	Load Control	LV	7"	Up to 6	Up to 12	None	N/A	Modbus TCP/IP (Standard)
DMC2000	Simple Power System	LV & MV	7"	Up to 8	Up to 10	Up to 1	Limited	Modbus TCP/IP (Standard)
DMC6000	Power System with Reporting	LV & MV	15"	Up to 16	Up to 16	Up to 2	Limited	Modbus TCP/IP (Standard) BACnet (Option)
DMC8000	Complex Power System	LV & MV	19" / Custom	Unlimited	Unlimited	Unlimited	Yes	Modbus TCP/IP (Standard) BACnet (Option)

All units meet the following codes and standards: UL891, IEC 61439-2, CSA 22.2, Seismic and CE Marked.

50 Hz MODEL RANGE

MODEL NAME	Standby Rating		Prime Rating		DCC Rating		Engine Model	Standard Alternator	Standard Controller	Emissions	Sound Enclosure
	kVA	kWe	kVA	kWe	kVA	kWe					
C17D5	16.5	13	15	12	—	—	X2.5-G2	SOL1-P1	PS0600	—	●
C22D5	22	18	20	16	—	—	X2.5-G2	SOL2-G1	PS0600	—	●
C28D5	27.5	22	25	20	—	—	X2.5-G2	SOL2-M1	PS0600	—	●
C33D5	33	26	30	24	—	—	X3.3-G1	SOL2-P1	PS0600	—	●
C38D5	38	30	35	28	—	—	X3.3-G1	S1L2-J1	PS0600	—	●
C44D5e	44	35	40	32	—	—	4BTAA3.3-G14	UCI224C	PS0600	EU Stage IIIA	●
C55D5e	55	44	50	40	—	—	4BTAA3.3-G14	UCI224D	PS0600	EU Stage IIIA	●
C66D5e	66	53	60	48	—	—	4BTAA3.3-G14	UCI224F	PS0600	EU Stage IIIA	●
C44D5L	44	35	40	32	—	—	4BTAA3.3-G13	UCI224C	PS0600	—	●
C55D5L	55	44	50	40	—	—	4BTAA3.3-G13	UCI224D	PS0600	—	●
C66D5L	66	53	60	48	—	—	4BTAA3.3-G13	UCI224F	PS0600	—	●
C90D5	90	72	82	65	—	—	6BTA5.9-G5	UCI224G	PC 1.2	—	●
C110D5	110	88	100	80	—	—	6BTA5.9-G5	UCI274C	PC 1.2	—	●
C150D5	150	120	136	109	—	—	6BTA5.9-G6	UCI274E	PC 1.2	—	●
C170D5	170	136	155	124	—	—	6BTA5.9-G7	UCI274F	PC 1.2	—	●
C175D5e	175	140	160	128	—	—	QSB7-G5	UCI274F	PC 1.2	EU Stage IIIA	●
C200D5e	200	160	182	146	—	—	QSB7-G5	UCI274H	PC 1.2	EU Stage IIIA	●
C220D5e	220	176	200	160	—	—	QSB7-G5	UCI274H	PC 1.2	EU Stage IIIA	●
C220D5	220	176	200	160	—	—	6CTAA8.3-G7	UCI274H	PC 1.2	—	●
C250D5	250	200	227	182	—	—	6CTAA8.3-G9	UCI274J	PC 1.2	—	●
C275D5	275	220	250	200	—	—	QSL9-G5	UCI274K	PC 1.2	TA Luft 4g	●
C300D5	300	240	275	220	—	—	QSL9-G5	HCI444D	PC 1.2	TA Luft 4g	●
C330D5	330	264	300	240	—	—	QSL9-G5	HCI444D	PC 1.2	TA Luft 4g	●
C250D5e	250	200	230	184	—	—	QSL9-G7	UCI274K	PC 1.2	EU Stage IIIA	●
C275D5e	275	220	250	200	—	—	QSL9-G7	HCI444D	PC 1.2	EU Stage IIIA	●
C300D5e	300	240	275	220	—	—	QSL9-G7	HCI444D	PC 1.2	EU Stage IIIA	●
C330D5e	330	264	300	240	—	—	QSL9-G7	HCI444D	PC 1.2	EU Stage IIIA	●
C275D5B	275	220	250	200	—	—	6LTAA9.5-G3	UCI274K	PC 1.2	—	●
C300D5B	300	240	275	220	—	—	6LTAA9.5-G3	HCI444D	PC 1.2	—	●
C330D5B	330	264	300	240	—	—	6LTAA9.5-G1	HCI444D	PC 1.2	—	●
C350D5B	350	280	320	256	—	—	6LTAA9.5-G1	HCI444E	PC 1.2	—	●
C400D5	400	320	360	288	—	—	QSG12-G1	HCI444F	PC 2.2	—	●
C450D5	450	360	409	327	—	—	QSG12-G2	HCI544C	PC 2.2	—	●
C400D5eB	400	320	360	288	—	—	QSZ13-G7	HCI544C	PC 2.2	EU Stage IIIA	●
C450D5eB	450	360	409	327	—	—	QSZ13-G7	HCI544C	PC 2.2	EU Stage IIIA	●
C500D5	500	400	455	364	—	—	QSZ13-G5	HCI544C	PC 2.2	EU Stage II	●
C550D5e	550	440	500	400	500	400	QXS15-G8	HCI544D	PC 2.2	EU Stage II	●
C640D5	640	512	582	466	—	—	KTAA19-G6	HCI544E	PC 1.2	—	—
C700D5	706	565	640	512	640	512	VTA28-G5	S5L1-F41	PC 3.3	—	—
C825D5A	825	660	750	600	750	600	VTA28-G6	S6L1-D41	PC 3.3	—	—
C825D5	825	660	750	600	750	600	QSK23-G3	S6L1-C41	PC 3.3	—	●
C900D5	900	720	820	656	820	656	QSK23-G3	S6L1-D41	PC 3.3	—	●
C1000D5	1041	833	939	751	939	751	QST30-G3	S6L1-E41	PC 3.3	—	●
C1100D5	1110	888	1000	800	1000	800	QST30-G4	S6L1-F41	PC 3.3	—	—
C1000D5B	1000	800	900	720	900	720	KTA38-G14	HCI634K	PC 3.3	—	—
C1100D5B	1132	906	1029	823	1029	823	KTA38-G14	HCI634K	PC 3.3	—	—
C1250D5A	1250	1000	1125	900	—	—	KTA38-G9	PI734A	PC 3.3	—	—
C1400D5	1400	1120	1250	1000	1250	1000	KTA50-G3	PI734B	PC 3.3	—	●
C1675D5	1675	1340	1400	1120	1400	1120	KTA50-G8	PI734D	PC 3.3	—	●
C1675D5A	1675	1340	1500	1200	1500	1200	KTA50-GS8	PI734D	PC 3.3	—	●
DQGAG	1400	1120	1275	1020	1275	1020	QSK50-G4	PI734B	PC 3.3	EPA Tier 2/TA Luft 2g	—
DQGAG	1700	1360	1540	1232	1540	1232	QSK50-G4	PI734D	PC 3.3	EPA Tier 2/TA Luft 2g	—
DQGAM	1825	1460	1650	1320	1650	1320	QSK50-G7	PI734F	PC 3.3	EPA Tier 2	—
C1760D5e	1760	1408	1600	1280	1600	1280	QSK60-GS3	PI734D	PC 3.3	TA Luft 2g	—
C2000D5e	2000	1600	1825	1460	1825	1460	QSK60-GS3	PI734F	PC 3.3	TA Luft 2g	—
C2000D5	2063	1650	1875	1500	1875	1500	QSK60-G3	PI734F	PC 3.3	—	—
C2250D5	2250	1800	2000	1600	2000	1600	QSK60-G4	PI734G	PC 3.3	—	—
C2500D5A	2500	2000	2250	1800	2250	1800	QSK60-G8	LVSI804R	PC 3.3	—	—
DQKAH	2000	1600	1825	1460	1825	1460	QSK60-G11	PI734F	PC 3.3	EPA Tier 2/TA Luft 2g	—
DQKAG	2250	1800	2000	1600	2000	1600	QSK60-G11	PI734F	PC 3.3	EPA Tier 2/TA Luft 2g	—
DQKAJ	2500	2000	2000	1600	2000	1600	QSK60-G18	LVSI804S	PC 3.3	EPA Tier 2/TA Luft 2g	—
C2750D5B	2750	2200	2500	2000	2500	2000	QSK60-G22	LVSI804X	PC 3.3	—	—
C2750D5BE	2750	2200	2500	2000	2500	2000	QSK60-G23	LVSI804W	PC 3.3	EPA Tier 2	—
C2750D5	2750	2200	2500	2000	2500	2000	QSK78-G9	MVSI804R	PC 3.3	—	—
C2750D5e	2750	2200	2500	2000	2500	2000	QSK78-G15/G16	MVSI804R	PC 3.3	EPA Tier 2/TA Luft 2g	—
C3000D5	3000	2400	2750	2200	2750	2200	QSK78-G9	MVSI804S	PC 3.3	—	—
C3000D5e	3000	2400	2750	2200	2750	2200	QSK78-G15/G16	MVSI804S	PC 3.3	EPA Tier 2/TA Luft 2g	—
C3500D5	3500	2800	3125	2500	3125	2500	QSK95-G4	LVSI804W	PC 3.3	—	—
C3500D5e	3500	2800	3125	2500	3125	2500	QSK95-G10/G5	LVSI804W	PC 3.3	EPA Tier 2/TA Luft 2g	—
C3750D5	3750	3000	3350	2680	3350	2680	QSK95-G4	LVSI804X	PC 3.3	—	—
C3750D5e	3750	3000	3350	2680	3350	2680	QSK95-G10	LVSI804X	PC 3.3	EPA Tier 2	—

● Standard ○ Option – Not Available

60 Hz MODEL RANGE

MODEL NAME	Standby Rating		Prime Rating		DCC Rating		Engine Model	Standard Alternator	Standard Controller	EPA Cert.	Sound Enclosure
	kVA	kWe	kVA	kWe	kVA	kWe					
C12D6	15	12	13	11	—	—	X2.5-G4	S0L1-L1	PS0600	—	●
C16D6	20	16	18	15	—	—	X2.5-G4	S0L2-F1	PS0600	—	●
C20D6	25	20	22	18	—	—	X2.5-G4	S0L2-M1	PS0600	—	●
C30D6	38	30	34	27	—	—	X3.3-G2	S1L2-J1	PS0600	—	●
C35D6	44	35	40	32	—	—	X3.3-G2	S1L2-K1	PS0600	—	●
C40D6e	50	40	45	36	—	—	4BTAA3.3-G12	UCI224C	PC 1.2	Tier 3	●
C50D6e	63	50	57	45	—	—	4BTAA3.3-G12	UCI224D	PC 1.2	Tier 3	●
C60D6e	75	60	68	55	—	—	4BTAA3.3-G12	UCI224E	PC 1.2	Tier 3	●
C80D6	100	80	90	72	—	—	6BTA5.9-G6	UCI224G	PC 1.2	—	●
C100D6	125	100	114	91	—	—	6BTA5.9-G6	UCI274C	PC 1.2	—	●
C135D6	169	135	153	122	—	—	6BTA5.9-G6	UCI274E	PC 1.2	—	●
C150D6e	188	150	169	135	—	—	QSB7-G5	UCI274F	PC 1.2	Tier 3	●
C175D6e	219	175	200	160	—	—	QSB7-G5	UCI274H	PC 1.2	Tier 3	●
C200D6e	250	200	225	180	—	—	QSB7-G5	UCI274H	PC 1.2	Tier 3	●
C175D6	219	175	200	160	—	—	6CTAA8.3-G7	UCI274G	PC 1.2	—	●
C200D6	250	200	225	180	—	—	6CTAA8.3-G7	UCI274H	PC 1.2	—	●
C225D6	281	225	256	205	—	—	6CTAA8.3-G9	UCDI274J	PC 1.2	—	●
C250D6B	313	250	282	225	—	—	6LTA9.5-G3	UCDI274K	PC 1.2	—	●
C275D6B	344	275	313	250	—	—	6LTA9.5-G1	HCI444E	PC 1.2	—	●
C250D6	313	250	282	225	—	—	QSL9-G5	UCDI274K	PC 1.2	—	●
C275D6	344	275	313	250	—	—	QSL9-G5	HCI444D	PC 1.2	—	●
C300D6	375	300	344	275	—	—	QSL9-G5	HCI444D	PC 1.2	—	●
C230D6e	288	230	259	207	—	—	QSL9-G7	UCDI274K	PC 1.2	Tier 3	●
C250D6e	313	250	282	225	—	—	QSL9-G7	HCI444D	PC 1.2	Tier 3	●
C275D6e	344	275	313	250	—	—	QSL9-G7	HCI444D	PC 1.2	Tier 3	●
C300D6e	375	300	344	275	—	—	QSL9-G7	HCI444D	PC 1.2	Tier 3	●
C350D6	438	350	400	320	—	—	QSG12-G1	HCI444F	PC 2.2	—	●
C400D6	500	400	456	365	—	—	QSG12-G2	HCI544C	PC 2.2	—	●
C350D6e	438	350	400	320	—	—	QSZ13-G7	HCI544C	PC 2.2	Tier 3	●
C400D6e	500	400	455	364	—	—	QSZ13-G7	HCI544C	PC 2.2	Tier 3	●
C440D6	550	440	500	400	—	—	QSZ13-G5	HCI544C	PC 2.2	Tier 2	●
C500D6e	625	500	568	455	568	455	QXS15-G9	HCI544D	PC 2.2	Tier 2	●
C600D6	754	603	681	545	681	545	VTA28-G5	S5L1-F41	PC 3.3	—	—
C750D6	938	750	850	680	850	680	QSK23-G3	S6L1-C41	PC 3.3	—	●
C800D6	1000	800	906	725	906	725	QSK23-G3	S6L1-D41	PC 3.3	—	●
C900D6	1156	925	1044	835	1044	835	QST30-G3	S6L1-E41	PC 3.3	—	●
C1000D6	1265	1012	1150	920	1150	920	QST30-G4	S6L1-F41	PC 3.3	—	—
C900D6B	1125	900	1013	810	1013	810	KTA38-G14	HCI634K	PC 3.3	—	—
C1000D6B	1276	1020	1160	928	1160	928	KTA38-G14	HCI634K	PC 3.3	—	—
C1250D6	1588	1270	1400	1120	1400	1120	KTA50-G3	PI734B	PC 3.3	—	—
C1500D6	1931	1545	1608	1286	1608	1286	KTA50-G9	PI734C	PC 3.3	—	—
DQGAE	1563	1250	1419	1135	1419	1135	QSK50-G5	PI734B	PC 3.3	Tier 2	—
DQGAF	1875	1500	1706	1365	1706	1365	QSK50-G5	PI734C	PC 3.3	Tier 2	—
C2000D6	2500	2000	2281	1825	2281	1825	QSK60-G6	PI734F	PC 3.3	—	—
C2250D6A	2813	2250	—	—	2500	2000	QSK60-G9	PI734G	PC 3.3	—	—
DQKAD	2188	1750	2000	1600	2000	1600	QSK60-G6	PI734C	PC 3.3	Tier 2	—
DQKAE	2500	2000	2281	1825	2281	1825	QSK60-G6	PI734F	PC 3.3	Tier 2	—
DQKAF	2813	2250	2281	1825	2281	1825	QSK60-G14	PI734G	PC 3.3	Tier 2	—
DQKAN	3125	2500	—	—	2813	2250	QSK60-G19	LVSI804X	PC 3.3	Tier 2	—
DQLC	3125	2500	2920	2335	2920	2335	QSK78-G8	LVSI804R	PC 3.3	—	—
DQLE	3125	2500	2844	2275	2844	2275	QSK78-G12	MVSI804S	PC 3.3	Tier 2	—
DQLD	3438	2750	3125	2500	3125	2500	QSK78-G8	LVSI804S	PC 3.3	—	—
DQLF	3438	2750	3125	2500	3125	2500	QSK78-G12	MVSI804S	PC 3.3	Tier 2	—
C3000D6	3750	3000	3438	2750	3438	2750	QSK95-G2	LVSI804W	PC 3.3	—	—
C3000D6e	3750	3000	3438	2750	3438	2750	QSK95-G9	LVSI804W	PC 3.3	Tier 2	—
C3250D6	4063	3250	3750	3000	3750	3000	QSK95-G2	LVSI804W	PC 3.3	—	—
C3250D6e	4063	3250	3750	3000	3750	3000	QSK95-G9	LVSI804W	PC 3.3	Tier 2	—
C3500D6	4375	3500	3750	3000	3750	3000	QSK95-G2	LVSI804X	PC 3.3	—	—
C3500D6e	4375	3500	3750	3000	3750	3000	QSK95-G9	LVSI804X	PC 3.3	Tier 2	—

Notes:

For Rating Definitions refer to Data Sheet.

For more product information contact your local Cummins distributor or visit power.cummins.com

Data & Specification sheets available at powersuite.cummins.com

50 Hz DIESEL TELECOM RANGE

MODEL NAME	Standby Rating		Prime Rating		Engine Model	Emissions Compliance	Standard Alternator	Standard Control	Sound Enclosure
	kVA	kWe	kVA	kWe					
C8D5T	—	—	7.5	6	X1.3-G6	—	PI044D	PS0600	●
C11D5T	—	—	10	8	X1.3-G6	—	PI044E	PS0600	●
C17D5T	—	—	15	12	X2.5-G2	—	SOL1-P1	PS0600	●
C22D5T	—	—	20	16	X2.5-G2	—	SOL2-G1	PS0600	●
C28D5T	—	—	25	20	X2.5-G2	—	SOL2-M1	PS0600	●
C33D5T	—	—	30	24	X3.3-G1	—	PI144G	PS0600	●
C38D5T	—	—	35	28	X3.3-G1	—	PI144H	PS0600	●

60 Hz DIESEL TELECOM RANGE

MODEL NAME	Standby Rating		Prime Rating		Engine Model	Emissions Compliance	Standard Alternator	Standard Control	Sound Enclosure
	kVA	kWe	kVA	kWe					
C12D6T	—	—	13.6	10.9	X2.5-G4	—	SOL1-P1	PS0600	●
C16D6T	—	—	18	15	X2.5-G4	—	SOL2-G1	PS0600	●
C20D6T	—	—	22	18	X2.5-G4	—	SOL2-M1	PS0600	●

SPARK IGNITED GENERATOR SETS

60 Hz MODEL RANGE

MODEL NAME	Fuel Type	Standby Rating		Prime Rating		Engine Model	Emissions Compliance	Standard Alternator	Standard Control	Sound Enclosure*
		kVA	kWe	kVA	kWe					
C200N6	P	163	130	—	—	PSI 11.1L	EPA NSPS	UCI274	PC 1.3	●
C175N6	NG	219	175	—	—	GTA 8.3G	—	UCI1274	PC 1.3	—
C200N6	NG	—	—	225	180	PSI 11.1L	EPA NSPS & EPA MOH	UCDI274	PC 1.3	●
C200N6	NG	250	200	—	—	PSI 11.1L	EPA NSPS ¹	UCDI274	PC 1.3	●
C250N6	NG	312	250	—	—	GTA855e	EPA NSPS ¹	S4-C	PC 3.3	●
C300N6	NG	375	300	—	—	GTA855e	EPA NSPS ¹	S4-D	PC 3.3	●
C500N6	P	419	335	—	—	GTA38E	EPA NSPS	HCI534	PC 3.3	●
C350N6	NG	437	350	—	—	KTA19 SLB	EPA NSPS	HCI434	PC 3.3	●
C400N6	NG	500	400	—	—	GTA28	EPA NSPS	HCI534	PC 3.3	●
C450N6	NG	562	450	—	—	GTA28	EPA NSPS	HCI534	PC 3.3	●
C500N6B	NG	625	500	—	—	GTA28	EPA NSPS	HCI534	PC 3.3	●
C500N6	NG	625	500	—	—	GTA38E	EPA NSPS	HCI534	PC 3.3	●
C550N6	NG	688	550	—	—	GTA38E	EPA NSPS ¹	HCI534	PC 3.3	●
C600N6	NG	750	600	—	—	GTA50E	EPA NSPS ¹	HCI534	PC 3.3	●
C650N6	NG	813	650	—	—	GTA50E	EPA NSPS ¹	HCI634	PC 3.3	●
C690N6	NG	862	690	—	—	GTA38	—	HCI634	PC 3.3	●
C750N6	NG	937	750	—	—	GTA50E	EPA NSPS ¹	S6-C	PC 3.3	●
C760N6	NG	950	760	—	—	GTA50	—	S6-C	PC 3.3	●
C815N6	NG	1018	815	—	—	GTA50	—	S6-D	PC 3.3	●

Notes:

P = propane products

NG = natural gas products

NG/P = natural gas and propane options

* Optional sound enclosure in above models is Level 2

¹ EPA NSPS Non-Emergency Certified

● Standard ○ Option – Not Available

50 Hz MODEL RANGE

MODEL NAME	Fuel Type	Continuous Rating		Standby Rating		Engine Model	Standard Control	Alternative Fuels Capability	Grid Code Compliance*	Emissions Compliance
		kVA	kWe	kVA	kWe					
C315N5C	NG	394	315	—	—	QSK19G	PC 3.3	—	—	TA Luft
C500N5C	NG	625	500	—	—	C25G	ComAp	Low BTU (Ltd. C)	Option	TA Luft / MCPD
C995N5C	NG	1244	995	—	—	QSK60G	PC 3.3	—	Option	TA Luft / MCPD
C1160N5C	NG	1450	1160	—	—	QSK60G	PC 3.3	—	—	TA Luft
C1200N5C	NG	1500	1200	—	—	QSK60G	PC 3.3	—	Option	TA Luft / MCPD
C1400N5C	NG	1750	1400	—	—	QSK60G	PC 3.3	—	Option	TA Luft / MCPD
C1540N5CB	NG	1925	1540	—	—	QSV91G	PC 3.3	Low MN	—	TA Luft / MCPD
C1540N5CC	NG	1925	1540	—	—	QSK60G	PC 3.3	—	Option	TA Luft / MCPD
C1600N5CD	NG	2000	1600	—	—	HSK78G	DEIF	Low BTU (D) CMM** Low MN Propane	Option	TA Luft / MCPD
C1750N5CB	NG	2188	1750	—	—	QSV91G	PC 3.3	—	—	TA Luft / MCPD
C1800N5CD	NG	2250	1800	—	—	HSK78G	DEIF	Low BTU (D) CMM** Low M	Option	TA Luft / MCPD
C2000N5C	NG	2500	2000	—	—	QSV91G	PC 3.3	Low BTU (C)	—	TA Luft / MCPD
C2000N5CB	NG	2500	2000	—	—	QSV91G	PC 3.3	—	—	TA Luft / MCPD
C2000N5CD	NG	2500	2000	—	—	HSK78G	DEIF	Low BTU (D) CMM** Low MN	Option	TA Luft / MCPD

Notes:

* Certification may vary at the country level ** Indicates 30% methane and air

60 Hz MODEL RANGE

MODEL NAME	Fuel Type	Continuous Rating		Standby Rating		Engine Model	Standard Control	Alternative Fuels Capability	Emissions Certified	Emissions Capable
		kVA	kWe	kVA	kWe					
C334N6C	NG	418	334	—	—	QSK19G	PC 3.3	—	EPA MOH	—
C580N6C	NG	725	580	—	—	C25G	ComAp	Low BTU (Ltd. C)	—	EPA NSPS
C1000N6	NG	—	—	1250	1000	QSK60G	PC 3.3	—	EPA NSPS EPA MOH	—
C1000N6C	NG	1250	1000	—	—	QSK60G	PC 3.3	Low BTU (A)	—	EPA NSPS
C1100N6C	NG	1375	1100	—	—	QSK60G	PC 3.3	Low BTU (A)	—	EPA NSPS
C1250N6	NG	—	—	1563	1250	QSK60G	PC 3.3	—	EPA NSPS EPA MOH	—
C1350N6	NG	—	—	1688	1350	QSK60G	PC 3.3	—	EPA NSPS EPA MOH	—
C1400N6C	NG	1750	1400	—	—	QSK60G	PC 3.3	—	EPA NSPS EPA MOH	—
C1540N6CB	NG	1925	1540	—	—	QSV91G	PC 3.3	Low MN	—	—
C1600N6CD	NG	2000	1600	—	—	HSK78G	DEIF	Low BTU (D) CMM** Low MN Propane	—	EPA NSPS
C1750N6B	NG	—	—	2188	1750	QSV91G	PC 3.3	—	—	—
C1750N6CB	NG	2188	1750	—	—	QSV91G	PC 3.3	—	—	—
C1800N6CD	NG	2250	1800	—	—	HSK78G	DEIF	Low BTU (D) CMM** Low MN	—	EPA NSPS
C2000N6B	NG	—	—	2500	2000	QSV91G	PC 3.3	—	—	—
C2000N6CB	NG	2500	2000	—	—	QSV91G	PC 3.3	—	—	—
C2000N6C	NG	2500	2000	—	—	QSV91G	PC 3.3	Low BTU (C)	—	—
C2000N6CD	NG	2500	2000	—	—	HSK78G	DEIF	Low BTU (D) CMM** Low MN	—	EPA NSPS

Notes:

** Indicates 30% methane and air

50 Hz RANGE DIESEL

MODEL NAME	Standby Rating (kVA)	Dimensions L x W x H (mm)	Wet Weight without Fuel (kg)	Sound Levels @ 75% Load		Fuel Tank (L)
				dB(A) @ 1 m	dB(A) @ 7 m	
C17D5	16.5	2082 x 987 x 1525	1032	77	67	150
C22D5	22	2082 x 987 x 1525	1056	77	67	150
C28D5	27.5	2082 x 987 x 1525	1079	77	67	150
C33D5	33	2242 x 967 x 1513	1219	75	65	175
C38D5	38	2242 x 967 x 1513	1232	75	65	175
C44D5	44	2600 x 1115 x 1795	1524	77	68	150
C55D5	55	2600 x 1115 x 1795	1535	77	67	150
C66D5	66	2600 x 1115 x 1795	1584	77	68	150
C90D5	90	3151 x 1142 x 1714	2213	78	69	350
C110D5	110	3151 x 1142 x 1714	2232	78	69	350
C150D5	150	3460 x 1090 x 2387	2176	76	67	448
C170D5	170	3460 x 1090 x 2387	2228	79	67	448
C175D5e	175	3900 x 1100 x 2246	3160	77	69	464
C200D5e	200	3900 x 1100 x 2246	3301	77	69	464
C220D5e	220	3900 x 1100 x 2246	3301	77	69	464
C250D5e	250	4253 x 1424 x 2224	3924	77	69	608
C275D5	275	4253 x 1424 x 2224	3924	77	69	608
C275D5e	275	4253 x 1424 x 2224	4147	77	69	608
C300D5	300	4253 x 1424 x 2224	4147	77	69	608
C300D5e	300	4253 x 1424 x 2224	4147	77	69	608
C330D5	330	4253 x 1424 x 2224	4147	77	69	608
C330D5e	330	4253 x 1424 x 2224	4147	77	69	608
C45D5	42	2598 x 1116 x 1642	1257	85	—	200
C70D5	70	2598 x 1116 x 1642	1296	85	—	200
C80D5	80	2598 x 1116 x 1642	1421	85	—	200
C110D5	110	2937 x 1116 x 1640	1481	85	—	250
C120D5	120	2937 x 1116 x 1640	1548	85	—	250
C150D5	150	2937 x 1116 x 1640	1619	85	—	250
C150D5B	150	3460 x 1090 x 2386	2137	79	69	448
C175D5B	175	3460 x 1090 x 2386	2189	79	69	448
C180D5	180	3896 x 1414 x 2315	2700	85	—	360
C200D5	200	3896 x 1414 x 2315	2720	85	—	360
C220D5	220	3670 x 1100 x 2045	4200	80	70	350
C220D5	220	3896 x 1414 x 2315	2740	85	—	360
C250D5	250	3670 x 1100 x 2045	4200	80	70	350
C250D5	250	3896 x 1414 x 2315	2760	85	—	360
C275D5	275	4251 x 1414 x 2315	3220	85	—	400
C330D5	330	4251 x 1414 x 2315	3550	85	—	400
C350D5	350	5105 x 1550 x 2430	4620	85	—	545
C350D5	350	5108 x 1563 x 2447	4798	76	69	900
C350D5B	350	4256 x 1424 x 2216	3937	86	74	691
C400D5	400	5105 x 1550 x 2430	4830	85	—	545
C400D5	400	5109 x 1563 x 2447	4975	76	69	900
C400D5F	400	5105 x 1550 x 2430	4675	85	—	545
C400D5e	400	5110 x 1563 x 2447	5183	76	69	711
C400D5eB	400	5093 x 1564 x 2446	4966	77	70	820
C440D5	440	5110 x 1563 x 2447	4975	76	69	900
C440D5F	440	5105 x 1550 x 2430	4675	85	—	545
C450D5e	450	5106 x 1553 x 2447	5426	77	69	711
C450D5eB	450	5093 x 1564 x 2446	4966	77	70	820
C450D5eB	450	5092 x 1564 x 2446	5281	77	70	834
C500D5	500	5105 x 1550 x 2430	5220	85	—	500
C500D5	500	5093 x 1564 x 2446	4966	77	70	820
C500D5	500	5093 x 1564 x 2446	5281	78	71	834
C500D5e	500	5106 x 1553 x 2447	5426	77	69	711
C500D5e	500	5106 x 1553 x 2447	5292	77	69	820
C550D5e	550	5106 x 1553 x 2447	5442	77	70	820
C550D5	550	5105 x 1550 x 2430	5380	85	—	500
C550D5e	550	5106 x 1553 x 2447	5576	77	70	711
C640D5	631	20'	ETO	ETO	ETO	ETO
C700D5	706	20' HC	ETO	ETO	ETO	ETO
C825D5A	825	20' HC	ETO	ETO	ETO	ETO
C900D5	900	20' HC	ETO	ETO	ETO	ETO
C1100D5B	1132	20' HC	ETO	ETO	ETO	ETO
C1250D5A	1250	20' HC	ETO	ETO	ETO	ETO
C2000D5	2063	40' HC	ETO	ETO	ETO	ETO
C2250D5	2250	40' HC	ETO	ETO	ETO	ETO
C2500D5A	2500	40' HC	ETO	ETO	ETO	ETO

Notes: ETO: Engineer To Order

● Standard ○ Option – Not Available

60 Hz MODEL RANGE

MODEL NAME	Standby Rating (kW)	Dimensions L x W x H (mm)	Wet Weight without Fuel (kg)	Sound Levels @ 75% Load		Fuel Tank (L)
				dB(A) @ 1 m	dB(A) @ 7 m	
C12D6	15	2082 x 987 x 1525	1025	75	65	150
C16D6	20	2082 x 987 x 1525	1043	75	65	150
C20D6	25	2082 x 987 x 1525	1056	75	65	150
C30D6	38	2242 x 967 x 1513	1219	78	—	175
C40D6	42	2598 x 1116 x 1642	1257	85	—	200
C35D6	44	2242 x 967 x 1513	1232	78	—	175
C40D6	50	2600 x 1115 x 1795	1524	81	71	150
C50D6	62	2600 x 1115 x 1795	1535	81	71	150
C60D6	75	2600 x 1115 x 1795	1584	81	71	150
C65D6	80	2598 x 1116 x 1642	1296	85	—	200
C90D6	92	2598 x 1116 x 1642	1421	85	—	200
C100D6	100	2937 x 1116 x 1640	1481	85	—	250
C80D6	100	3151 x 1142 x 1714	2213	79	70	350
C110D6	110	2937 x 1116 x 1640	1548	85	—	250
C100D6	125	3151 x 1142 x 1714	2232	79	70	350
C135D6	136	2937 x 1116 x 1640	1619	85	—	250
C135D6	169	3460 x 1090 x 2387	2176	82	73	448
C170D6	170	3896 x 1414 x 2315	2700	85	—	360
C185D6	185	3896 x 1414 x 2315	2720	85	—	360
C150D6e	188	3900 x 1100 x 2246	3160	81	73	464
C175D6e	218	3900 x 1100 x 2246	3301	81	73	464
C175D6	219	3670 x 1100 x 2045	4200	80	70	350
C200D6	200	3896 x 1414 x 2315	2740	85	—	360
C225D6	225	3896 x 1414 x 2315	2760	85	—	360
C200D6e	250	3900 x 1100 x 2246	3301	81	73	464
C200D6	250	3670 x 1100 x 2045	4200	80	70	350
C250D6	250	4251 x 1414 x 2315	3220	85	—	400
C225D6	281	3670 x 1100 x 2045	4200	80	70	350
C230D6e	288	4253 x 1424 x 2224	3924	80	72	608
C300D6	300	4251 x 1414 x 2315	3550	85	—	400
C250D6	313	4253 x 1424 x 2224	3924	80	72	608
C250D6e	313	4253 x 1424 x 2224	4147	80	72	608
C250D6B	313	4256 x 1424 x 2216	3937	86	74	691
C275D6	344	4253 x 1424 x 2224	4147	80	72	608
C275D6e	344	4253 x 1424 x 2224	4147	80	72	608
C275D6B	344	4256 x 1424 x 2216	3937	86	74	691
C350D6	350	5105 x 1550 x 2430	4620	85	—	545
C300D6	375	4253 x 1424 x 2224	4147	80	72	608
C300D6e	375	4253 x 1424 x 2224	4147	80	72	608
C400D6	400	5105 x 1550 x 2430	4830	85	—	545
C400D6F	400	5105 x 1550 x 2430	4675	85	—	545
C350D6	438	4252 x 1424 x 2447	4147	81	74	900
C350D6e	438	5093 x 1564 x 2446	4966	80	73	820
C450D6	450	5105 x 1550 x 2430	5220	85	—	500
C400D6	500	4253 x 1424 x 2447	4147	81	74	900
C400D6e	500	5093 x 1564 x 2446	4966	80	73	820
C400D6e	500	5093 x 1564 x 2446	4975	81	74	834
C500D6	500	5105 x 1550 x 2430	5380	85	—	500
C440D6	550	5093 x 1564 x 2446	4966	81	74	820
C440D6	550	5093 x 1564 x 2446	5095	81	74	834
C450D6e	562	5106 x 1553 x 2447	5292	77	69	820
C450D6e	562	5106 x 1553 x 2447	5426	79	72	711
C500D6e	625	5106 x 1553 x 2447	5442	77	70	820
C500D6e	625	5106 x 1553 x 2447	5576	79	72	711

Notes:

All levels in accordance with European Noise Directive 2000/14/EC and BS 3744

POWERBOX RANGE

DESIGNED WITH SERVICEABILITY AND DURABILITY IN MIND, THE POWERBOX IS AVAILABLE IN TWO SIZES AND IS NOISE-LEVEL COMPLIANT WITH EC REGULATIONS 2000/14/EC STEP 2006 AND INCLUDES 4 X ISO CORNER AND POLE SLOTS FOR SHIPMENT.

- **20'/40' ISO CONTAINER (CSC CERTIFIED)**
- **ACOUSTIC BAFFLES FOR THE AIR INLET AND OUTLET**
- **SANDWICH MINERAL WOOL ATTENUATION**
- **FUEL TANK OPTIONAL**
- **WOODEN INTERNAL FLOOR**
- **2 SIDE DOORS WITH RECESSED STAINLESS STEEL HINGES**
- **24 VOLT LIGHTING WITH TIMER**
- **RESIDENTIAL SILENCER WITH STAINLESS STEEL FLEXIBLE BELLOWS**

50 Hz RANGE POWERBOX – INTERNATIONAL

MODEL NAME	PowerBox	Dimensions	Sound Levels @ 75% Load		Optional Fuel Tank (L)
			dB(A) @ 1 m	dB(A) @ 7 m	
C1000D5	PB-20S	20' ISO	84	77	500
C1400D5	PB-40S	40' ISO HC	TBA	TBA	500, 2000
C1675D5	PB-40S	40' ISO HC	TBA	TBA	500, 2000
C1675D5A	PB-40S	40' ISO HC	TBA	TBA	500, 2000

60 Hz RANGE POWERBOX – INTERNATIONAL

MODEL NAME	PowerBox	Dimensions	Sound Levels @ 75% Load		Optional Fuel Tank (L)
			dB(A) @ 1 m	dB(A) @ 7 m	
C900D6	PB-20S	20' ISO	90	84	500
C1250D6	PB-40S	40' ISO HC	TBA	TBA	500, 2000
C1500D6	PB-40S	40' ISO HC	TBA	TBA	500, 2000



*Product specifications may change without notice.

MOBILE GENERATOR SETS

THE CUMMINS MOBILE RANGE IS DESIGNED TO THE UNIQUE REQUIREMENTS OF THE RENTAL INDUSTRY PROVIDING ROBUST BUILD QUALITY AND ULTIMATE RELIABILITY.

Our mobile generator sets are designed to increase profitability for the operator by improving up-time with more built-in features as standard, easy maintenance, flexible transportation options and greater reliability.



STANDARD FEATURES

- Low noise
- 110% Spillage containment
- Zero-maintenance batteries
- Heavy duty air & fuel filters
- Dual frequency
- Robust canopy designs improve accessibility and corrosion protection
- Operational capability to 50°C Limiting Ambient Temperature (LAT)
- Large autonomy fuel tanks
- 3 Way fuel valve with quick release fuel couplings
- Robust build quality & easy serviceability
- Transport-optimized dimensions
- Single point lift up to 100 kVA
- Fork lift pockets & drag bars up to 300 kVA
- 1 Year Unlimited Hours base warranty

OPTIONAL FEATURES

- Factory fitted EU socket packs
- Standard autonomy fuel tanks
- Paralleling control options
- Charger & Heaters
- Spark arrestor
- Air shut off valve
- Utilities pack

*Check with factory, not all features are available on all models.

50 Hz & 60 Hz RANGE – INTERNATIONAL

MODEL NAME	50 Hz Prime Rating		60 Hz Prime Rating		Engine Model	Emissions Compliance	Standard Alternator	Standard Control
	kVA	kWe	kVA	kWe				
C100D2R	1000	800	1160	928	KTA38-G14	—	HC1634K	PC 3.3
C125D2R	1258	1006	1400	1120	KTA50-G3	—	P7B	PC 3.3

50 Hz & 60 Hz MODEL RANGE – LATIN AMERICA

MODEL NAME	50 Hz Prime Rating		60 Hz Prime Rating		Engine Model	Emissions Compliance	Standard Alternator	Standard Control
	kVA	kWe	kVA	kWe				
C40D2R	38	31	48	38	4B3.9-G2	EPA Tier 1	UC224D	PS 0500
C65D2R	64	51	74	59	4BT3.9-G4	EPA Tier 1	UC224F	PS 0500
C90D6R	—	—	105	84	4BTA3.9-G4	—	UC274D	PC 1.1
C110D6RB	109	87	127	102	6BT5.9-G6	EPA Tier 1	UC274E	PS 0500
C135D2R	136	109	155	124	6BTA5.9-G3	EPA Tier 1	UC274F	PC 1.1
C200D2R	200	160	236	189	6CTAA8.3-G1	EPA Tier 1	UC274H	PC 1.1
C300D2R	300	240	341	273	QSL9-G5	—	HC4D	PC 2.3
C300D2RE*	300	240	341	273	QSL9-G7	Tier 3	HC4D	PC 2.3
C400D6R	—	—	456	365	NTA855-G5	—	HC4F	PC 1.1
C400D6RF*	—	—	456	356	NTA855-G5	—	GTA311	PC 1.1
C400D5R	364	291	—	—	NTA855-G7	—	HC4F	PC 1.1
C400D5RF*	364	291	—	—	NTA855-G7	—	GTA311	PC 1.1
C500D6R	—	—	568	455	QSL15-G9	EPA Tier 2	HC5E	PC 2.3
C550D5R	500	400	—	—	QSL15-G8	EU Stage II	HC5E	PC 2.3

Notes: * "F" = Finame and it is exclusive for Brazil and countries that are part of Mercosur



FINGRID STANDBY AND CONTINUOUS POWER

WHERE:

Forssa – Finland

SUPPLY:

2 x C3750D5 generators
2 x DMC8000 controls
Neutral Earth Resistor

PURPOSE:

To develop a black start application with gensets able to export to the grid.

PRIMARY CHOICE FACTORS:

Competitive total cost of ownership across both standby and continuous applications made Cummins the obvious choice.



Cummins' continuous power solution needed to deliver against a number of power requirement scenarios, be space efficient and operate under stringent response times.

TURKCELL DATA CENTER CONTINUOUS POWER



WHERE:

Izmir – Turkey

SUPPLY:

10 x C1675D5A generators
2 x C1100D5B generators
1 x C700D5 generator

PURPOSE:

To provide continuous power to Turkcell Datacenter.

PRIMARY CHOICE FACTORS:

Cummins is an established global manufacturer that has proven itself countless times in the field.

The quality and reliability of Cummins generators are widely recognized as first rate. Cummins Turkey was able to offer a turnkey solution with fast delivery, bringing its problem solving skills to bear.

CHANGSHA HUANGHUA INTERNATIONAL AIRPORT PRIME POWER



WHERE:

Changsha – China

SUPPLY:

2 x C1160N5C generators

PURPOSE:

The Combined Cooling, Heating and Power (CCHP) system provides a daily power supply for the airport, as well as cooling water, domestic hot water and heating in winter.

PRIMARY CHOICE

FACTORS:

Provision of uninterrupted operation and stable outputs of cooling, heating and electric power makes Cummins gas generator sets the most reliable energy supply solution.



Cummins lean-burn generator sets were used, using natural gas to generate electricity and at the same time recover the waste heat to satisfy the demands of central airconditioning and heating in the airport.

AUSTRALIAN BROADCASTING CORPORATION STANDBY POWER



WHERE:

Melbourne – Australia

SUPPLY:

1 x C2250D5 generator
1 x DMC8000 control

PURPOSE:

Standby emergency power for TV and radio studio complex

PRIMARY CHOICE

FACTORS:

Prior experience with Cummins and availability of knowledgeable local support made Cummins the natural choice for ABC. Cummins was able to meet stringent noise and vibration levels and integrate into the site's Building Management System.

Two special challenges on the project were vibration and noise. The generator set was to be mounted at roof level, actually spanning the refurbished original building and the new building constructed at the rear of it.

PERSONAL SERVICE FOR EVERY CUSTOMER

One of our proudest achievements lies in creating truly rewarding ongoing service experiences for our customers. As a valued Cummins customer, you'll be assigned a single point of contact who will help you with all your service needs and requirements.

Our global network of distributors and dealers offer planned maintenance agreements, providing your business with an extra measure of protection. Our complete, well-planned preventive maintenance program can help guarantee that your generator set protects your business from costly and dangerous downtime.

Visit locator.cummins.com to find your local distributor or dealer.



PROTECTING YOU WITH OUR INFANT CARE PROGRAM

Our infant care program monitors all aspects of our newly released Cummins products and provides a better service for all our customers. Infant Care helps protect you by ensuring that parts, tools, training and information (PITTI) are readily accessible as part of a support package for Cummins distributors and dealers.

In addition, the Infant Care team works to identify any early product issues through a proactive program of monitoring, reporting and analyzing returned parts, plus assisting to resolve product issues quickly.

Regular communication updates are issued so that our factory and field divisions are always aware of any product issues and solutions. This helps drive quicker resolutions, making it easier for you to get going again.

GLOBAL REACH, LOCAL FOCUS





Cummins Inc.
Box 3005
Columbus, IN 47202-3005
U.S.A.

1-800-CUMMINS™ (1-800-286-6467)
cummins.com

Bulletin 5544351 Printed in U.K. Rev. 11/20
©2020 Cummins Inc.

